

Kansas

State Snapshot of Specific Learning Disabilities



US Public School Enrollment, 2022–2023: 49.6 Million Students

What is a Specific Learning Disability (SLD)?

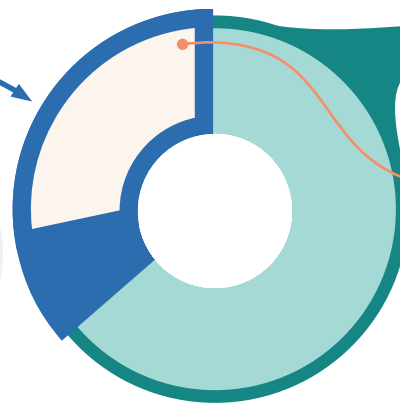
An **SLD** is a brain-based disorder that affects an individual's ability to read, write, and do math (e.g., dyslexia, dysgraphia, and dyscalculia). Students identified with **SLD** receive special education services under the **Individuals with Disabilities Education Act (IDEA)**, a law that provides a free and appropriate public education to children with disabilities. Of the **14%** of the U.S. school-age population who received disability services under **IDEA** in the 2022–2023 academic year, **34%** received services for **SLD** as the primary disability.



KS Public School Enrollment, 2022–2023: 487,978 Students

SLD: 37%

KS Students with **SLD** (26,752) represent the largest proportion of students served under **IDEA** (72,621) in 2022 – 2023.

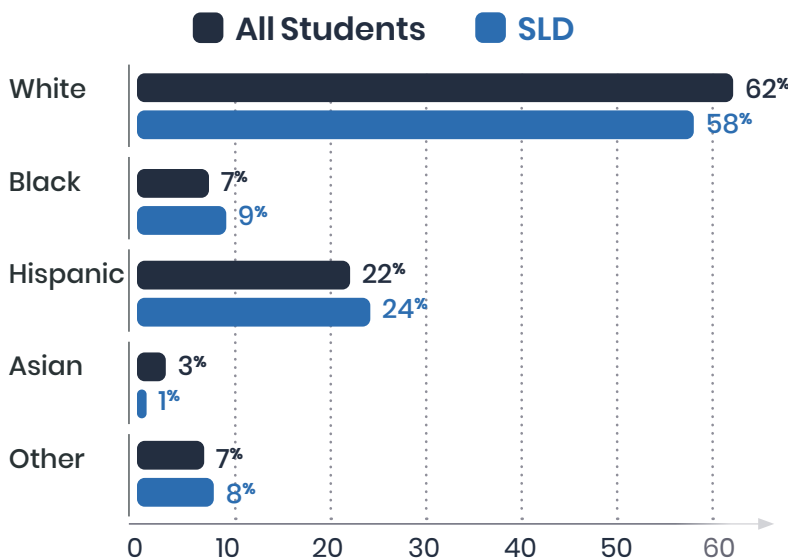


IDEA: 15%

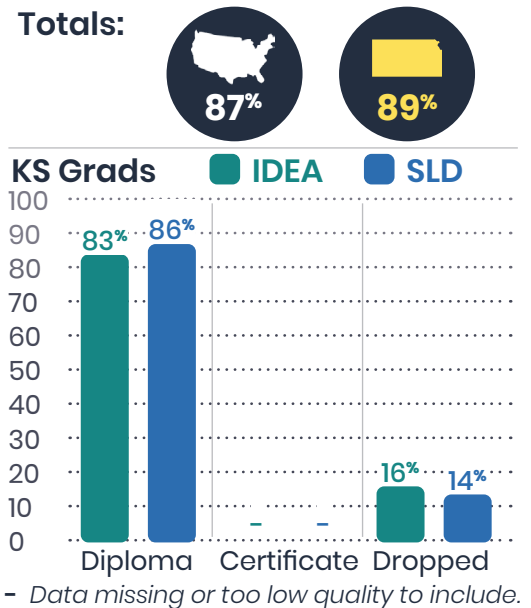
72% of KS Students with **SLD** spend 80% or more of their school day with their general education classroom.



KS Racial / Ethnic Demographics, 2022 – 2023



Graduation Rates, 2022 – 2023



For full State Snapshot citations and more info, visit [NCLD.org](https://www.nclld.org)